



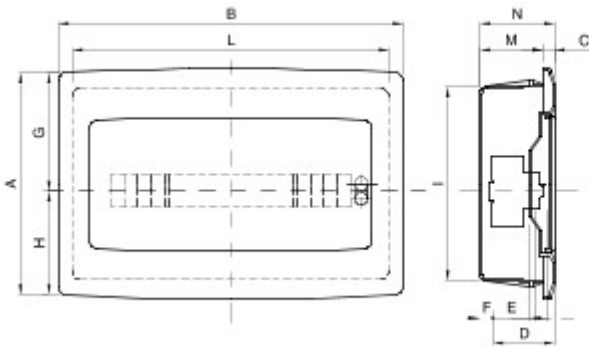
The IP40 protected flush mounting enclosures are available in sizes from 8 to 72M and are equipped with screw multipolar terminal blocks, 80 A IP 20. They are available with a smoked transparent door (particularly suitable for the commercial and industrial sector) or a blank door (ideal for domestic application); the terminal blocks allow to create simple and neat wiring reducing the set-up time of the enclosure.

Insulation class	II (according to IEC 61140 standards)	Colour	White RAL 9016
Outer dim. LxHxD (mm)	330x270x85	IP degree	IP40
Installation	For brick wall	Dispersible power (W)	36
Mechanical resistance	IK08	Rated voltage	400 V
Door colour	Smoked Transparent	Terminal blocks	80 A - IP20 bipolar holes with screws
No. of modules EN 50022	12	Rated current	125 A
Glow Wire Test	650 °C	Operating temperature	-15 ÷ +60°C
Type of material	Halogen-free in compliance with EN 60754-2	Electrocod	0311
Thermo-pressure with ball	70 °C	Standard	EN 60670-1 (CEI 23-48) IEC60670-24 CEI 23-49
Insulation voltage	750 V	Pole 1 (mm²)	N/E (3x16) + (11x10)
Pole 2 (mm²)	N/E (3x16) + (11x10)		

BEHAVIOUR WITH CHEMICAL AND ATMOSPHERIC AGENTS

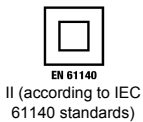
Saline solution	Acids		Bases		Solvents				Mineral oil	UV rays
	Concentrated	Diluted	Concentrated	Diluted	Hexane	Benzol	Acetone	Ethyl alcohol		
Resistant	Not resistant	Limited resistance	Not resistant	Limited resistance	Resistant	Not resistant	Not resistant	Limited resistance	Limited resistance	Limited resistance

DIMENSIONAL



		A	B	C	N	D	E	F	G	H	I	L	M
8M	GW 40 604	193	240	12	97	75	48	14	115	90	162	200	85
	GW 40 884												
12M	GW 40 605	270	330	16	101	75	48	17	118	122	230	290	85
	GW 40 885												
18M	GW 40 608	310	465	16	101	75	48	17	165	145	280	427	85
	GW 40 888												

TECHNICAL SYMBOLOGY



IP

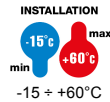
IP40

IK

IK08

GWT

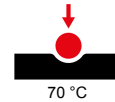
650 °C



-15 ÷ +60°C

HF

Halogen-free in compliance with EN 60754-2



70 °C

STANDARDS/APPROVALS

