

LM-4JAS

Blinds control unit 4x, control cabinet

Art. no. 22162346

Blinds control unit with four separate outputs for controlling blinds systems employing 230V AC motors


Application

The LM-4JAS blinds control unit is designed for precision operation of four independent sets of blinds/curtains/shutters either using manual control or by a higher-level automation system. The positioning and slat tilt angle are controlled independently of each other.

Optimum use of available daylight can be achieved by combining the LM-4JAS with a LUXMATE LITENET or Professional system that can control the blinds etc. and adjust the artificial light according to daylight conditions.

Design notes

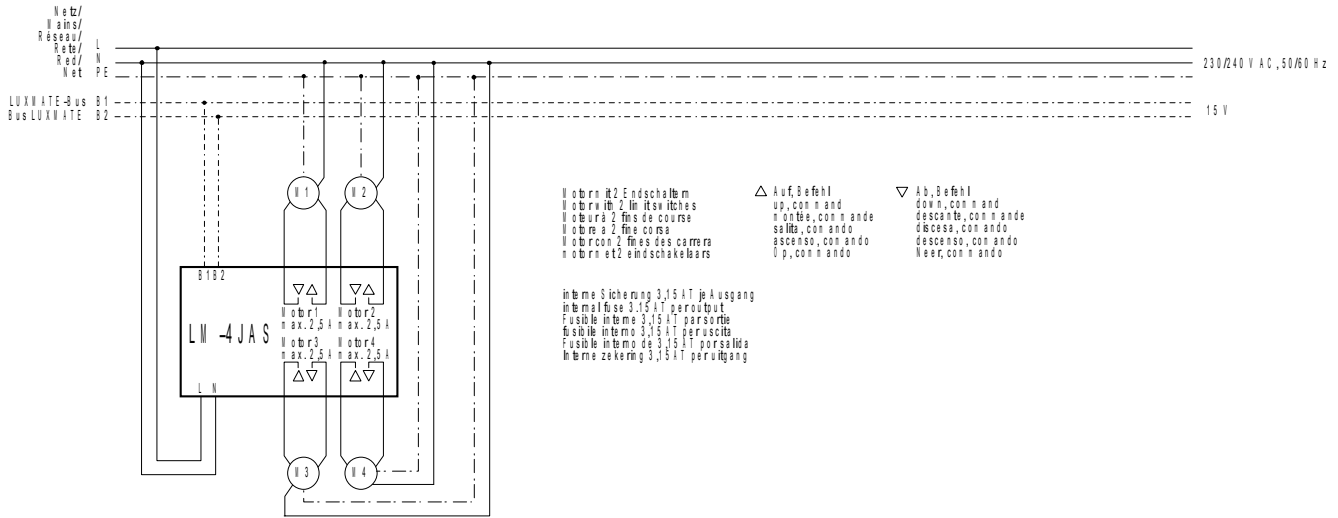
- The default delivery settings for the LM-4JAS have been chosen so that the connected blinds/curtains/shutters move into the upper or lower limit of travel when a scene is run. Test buttons can be used to adjust the default operating mode of the unit, so that it is also possible to move to intermediate positions when a scene is run. It is also possible to save a position of blinds etc. using test buttons. A control unit with addressing and configuration functions e.g. the LM-EG or LM-CIRIA can be used to save 20 intermediate positions.
- When used in automated control systems based on the position of the sun, the movement and positioning strategy is customised by ZUMTOBEL Service to suit a given blinds system.
- The LM-4JAS is designed for blinds systems that have two mechanical limit switches. (Electronic limit-switch function available on request).
- The unit automatically measures the positioning time of the blinds. There is also the option to save the positioning time manually.
- The JSW blinds switch must not be used with the LM-4JAS for technical reasons.



Functional description

- A 230V AC blinds motor can be connected to each of the four blinds outputs of the LM-4JAS.
- The LM-4JAS calculates the closure height and slat tilt angle separately for each set of blinds allowing precision control.
- A programmed scene can be used to adjust the blinds automatically to any required closure heights (intermediate positions) and slat tilt angles.
- Users can always move the blinds manually to any position using connected control units.
- The LM-4JAS automatically measures the blinds positioning time. The LITENET lighting management system is notified of any changes in the blinds positioning time in the course of operation.
- Motorised windows and blinds can be connected to a unit. In this case, it is possible to ensure that the two mechanisms cannot be operated at the same time and so avoid damage.

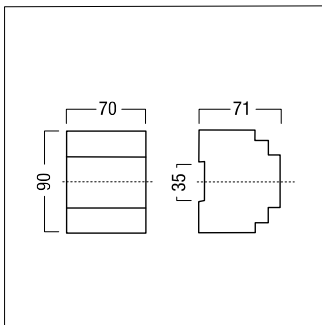
Wiring scheme



Mounting and installation instructions

- For installation in control cabinets on 35 mm DIN rail as per EN 50022.
- The mains supply is connected directly to the L and N terminals.
- Provide adequate strain relief when connecting the (L,N) wires.
- Use an unshielded twisted-pair cable for the bus line (2 x 0.75 mm² or 1.5 mm²); the two bus wires are interchangeable.

Dimension



Technical data

Nominal voltage	230/240 V AC, 50/60 Hz
Permitted input voltage	207 ... 264 V AC, 50 ... 60 Hz
Power loss	< 1 W
Inputs	LUXMATE bus (B1, B2)
Outputs	4 separate motor outputs Per output: max. 1 ac motor 230 V AC, 50/60 Hz I AC min. 0.1 A, max. 2.5 A, max. 600 W Load switching: relay contact max. number of travel cycles: 100 000 Internal fuse for each output 3.15 AT
Addressing	Per output: 1 room address, 1 group address, 1 personal address
Operating mode	Via LM bus (automated via central control point or manually by control points connected to LM bus).
Terminals	0,75 ... 2,5 mm ²
Housing material	polycarbonate, halogen-free, flame retardant
Permissible ambient temperature t _a	0 °C ... +50 °C
relative humidity	20–90 %, non-capacitive
Protection type	IP20
Protection class	Class I
Installation	On 35 mm top-hat rail according to EN 50022
Dimensions	72 x 91 x 72 (L x W x H, in mm)
Weight	Approx. 0.4 kg

Label/connections

