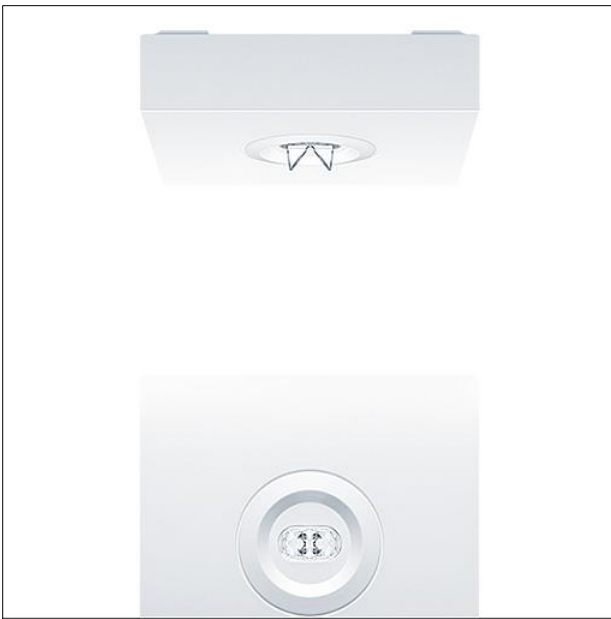
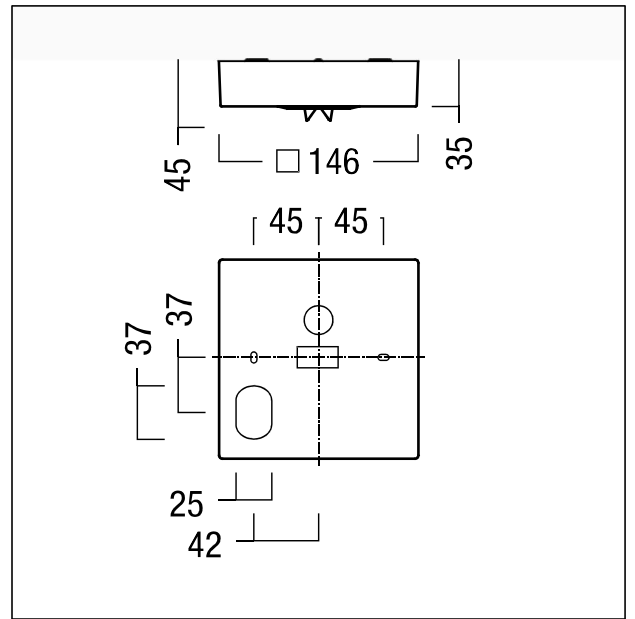


## Safety luminaire

LED emergency luminaire for escape route lighting with min. 1 lux compliant to EN 1838; Room height 2.2 to 7 m; 2 high power LEDs, neutral white 4,000 K; lens made of polycarbonate; optimum thermal management via heat sink; surface-mounted ceiling luminaire; Screw mounting of the gear tray, tool-free quick mounting of the cover; Cover ring made of diecast aluminium, powder-coated; housing colour white (close to RAL9016); Galvanized sheet steel gear tray; Luminaire for central emergency light supply, for single monitoring of the luminaire via Powerline in connection with the eBox System, settable emergency light level; NFC interface for addressing, configuration and maintenance via PROset Pen (article no.: 22170290) or PROset app; addressing also alternatively possible visually or via EZ-addressing; Maintained and non-maintained mode: -40 °C to +45 °C; power supply: 220-240 V AC (+/- 10 %) 50-60 Hz; 176-280 V DC; Luminaire input power: 3.8 W (in maintained mode); Power in non-maintained mode: 0,3 W; Non-maintained and maintained mode settable via the central battery system; boost start function for faster orientation in emergencies thanks to higher illuminance levels at the start of emergency operation  
; IP40; SC1; Luminaire wired with halogen-free and silicone-free leads; Plug-in terminals for through-wiring up to 2.5 mm<sup>2</sup>; Impact strength: IK05; Dimensions: 146 x 146 x 35 mm; weight: 0.5 kg; Luminaire with D symbol (for use in environments in which no unusual accumulation of dust is expected)



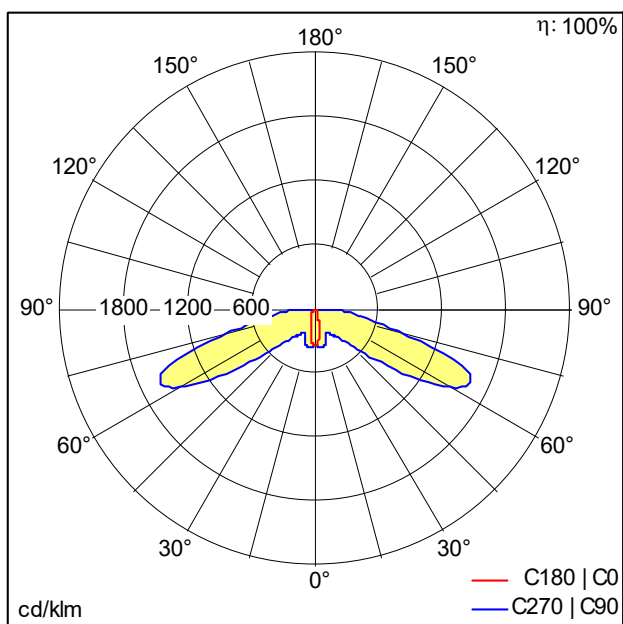
ZS\_RES\_F\_PRO\_MSC\_IP40\_ECx\_ESC\_WH.jpg



ZS\_RES\_M\_PRO\_MSC\_IP40.wmf

## Light Distribution

STD - standard



D43503\_RESC\_PRO\_MSC\_ESC\_ECP\_WH.Idt

- Light Source: LED
- Luminaire luminous flux\*: 332 lm
- Total emergency luminous flux: 332 lm
- Luminaire efficacy\*: 87 lm/W
- Colour Rendering Index min.: 70
- Ballast: 1 x 89800573 EM powerLED NSI DIM 5W ZUM
- Chromaticity tolerance (initial MacAdam): 5
- Rated median useful life\*:  
L95 100000 h at 25 °C
- Luminaire input power\*: 3.8 W Power factor = 0.65
- Control: PLC dimmable to 10%
- Maintenance category CIE 97: D - Enclosed IP2X

This product contains a light source of energy efficiency class D.

Please also consult the additional information on the next page

RESCLITE PRO MSC surface-mounted ceiling IP40



**ZUMTOBEL**

RESPRO MSC ESC ECP WH

42185718

Safety luminaire

All values marked with an \* are rated values. Connected electrical load and luminous flux are subject to an initial tolerance of +/- 10%, the most similar colour temperature is subject to an initial tolerance of +/- 150K. Unless stated otherwise, the values apply to an ambient temperature of 25°C.

We reserve the right to make technical changes without prior notice. 25.03.2026 © Zumtobel - 5-year guarantee in compliance with the terms of guarantee at [www.zumtobel.com/guarantee](http://www.zumtobel.com/guarantee)