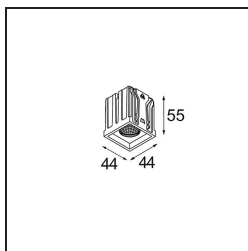


Date
Customer
Project
Type

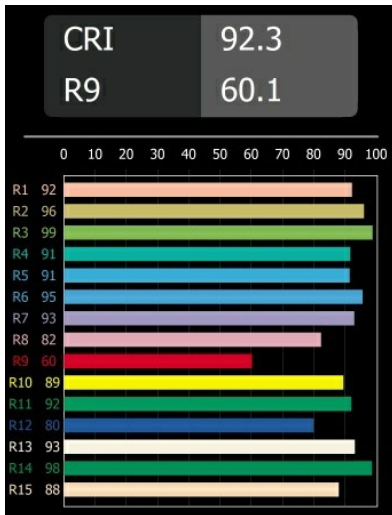
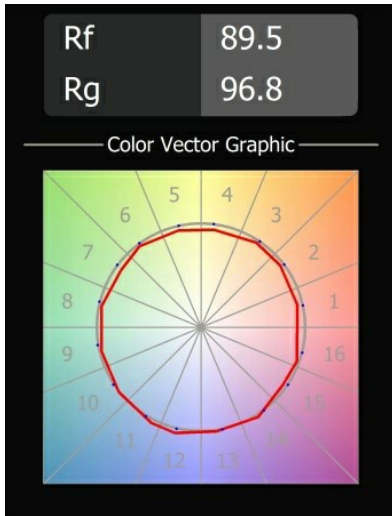
Qbini Square In 1x IP55 LED 2700K Flood DE White Structure



Specifications

Material	14121109
Light Source Type	LED
LED Type	CREE 1304
LED technology	LED COB
CRI	Min. 90
Colour Temperature	2700K
Lifetime	L90B10 @50,000 Hours
Lamp Included	Yes
Number of Light Sources	1
Binning (SDCM)	2
Light Direction	Down
Optic	Reflector
Measured beam angle (°)	41.0
Input Voltage	Constant Current Driver Required
Electrical Class	III
IP Rating	55
Glow wire rating (°C)	960
Indoor/Outdoor	Indoor
Application	Ceiling, Wall
Adjustability	Not Applicable
Distance to Lighted Object (m)	0,1
Primary Colour & Primary Finish	White, Structure
Gross weight (g)	206.0
Drive current (mA)	350 500
Min. forward voltage (Vf)	7.5 7.8
Max. forward voltage (Vf)	9.5 9.8
Connected load (W)	3.0 4.4
Luminous flux per lamp (lm)	294 392
Efficacy (lm/W)	98 91
Glare rating	16 17
Remark	<ul style="list-style-type: none"> • Qbini Frame and Qbini Box not included • This is not a complete product. Qbini Frame or Qbini Box system required. • This is not a complete product. Qbini Frame or Qbini Box system required.

TM30 & CRI diagram



Light distribution & beam diagram

