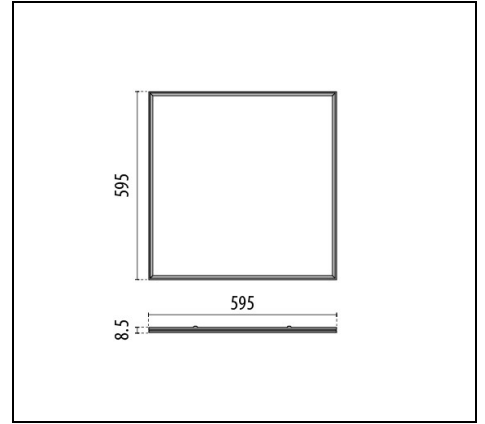




# PLATO 600 MP

Part number 3116610



## Description

Ultra-flat LED luminaire, includes:

- Extruded aluminium profile, powder-coated mounting frame
- Microprism technopolymer diffuser for efficient light diffusion, reduced glare and high uniformity
- UGR<19
- Remote ON/OFF driver included

Options:

- Optional fixing clamps for suspended ceiling mounting
- Installation kit for ceiling mounting available

To maintain the regular updating of our products, PERFORMANCE iN LIGHTING reserves the right to make changes without prior notice. For the most up to date information we always recommend you read the latest version published on the website [www.performanceinlighting.com](http://www.performanceinlighting.com). Delivered luminaire lumen outputs and power consumptions, including losses, are subject to a tolerance of +/- 7%, and unless otherwise stated the values apply to an ambient temperature of 25°C. Terms of warranty are available at <https://www.performanceinlighting.com/qr/company/led-warranty>

## Product data

ETIM Group:	EG000027	ETIM Class:	EC0028g2
-------------	----------	-------------	----------

## General information

Lampholder:	LED	Light source:	LED
Lightsource lumen output [lm]:	5110	Luminaire lumen output [lm]:	4026
Luminaire wattage [W]:	32 W	Luminous efficacy [lm/W]:	126
CRI:	90	Colour temperature [K]:	4000
Colour / Finishing:	WH-87 / White / Textured	IP degree of protection:	IP40
Impact resistance / impact energy:	IK06 1J xx3	Protection class:	II
Optic:	S/EW - Symmetric Extra-Wide	Net weight [kg]:	2.858
Overall length [mm]:	595	Overall width [mm]:	595
Overall height [mm]:	9		

## Mechanical features

Shape:	Square $\geq$ 300 mm	Housing material:	Aluminium
Diffuser material:	Plastic	Glow wire test [°C]:	750 °C

## Electrical features

Voltage type:	AC	Input voltage [V AC]:	198/264
Input frequency [Hz]:	50/60	Power factor / COS $\Phi$ :	>0.9
Inrush current [A/ $\mu$ s]:	27 / 154	C10 1.5 mm <sup>2</sup> :	34
C16 2.5 mm <sup>2</sup> :	56	B10 1.5 mm <sup>2</sup> :	20
B16 2.5 mm <sup>2</sup> :	33		

## Installation

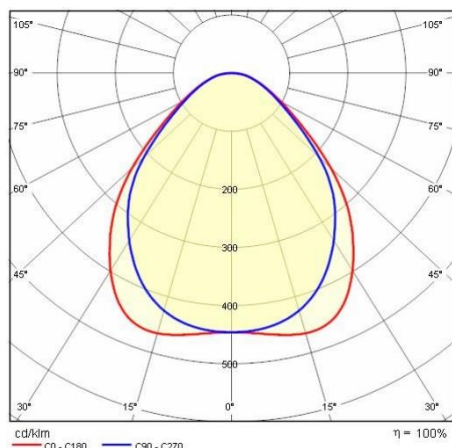
Application area:	Indoor	Mounting type:	Ceiling recessed
Min. ambient temperature [°C]:	-30	Max. ambient temperature [°C]:	35

## Light features

MacAdam:	3	Lumen maintenance:	L80B10@120000h
Distribution of light emission:	Direct	UGR max.:	19.0

To maintain the regular updating of our products, PERFORMANCE IN LIGHTING reserves the right to make changes without prior notice. For the most up to date information we always recommend you read the latest version published on the website [www.performanceinlighting.com](http://www.performanceinlighting.com). Delivered luminaire lumen outputs and power consumptions, including losses, are subject to a tolerance of +/- 7%, and unless otherwise stated the values apply to an ambient temperature of 25°C. Terms of warranty are available at <https://www.performanceinlighting.com/qr/company/led-warranty>

## Photometric data



## Control gear

### PLATO 600




**19-02565**  
Driver 36 W DALI




**19-02566**  
Driver 36 W 1-10 V push

## Optional accessories

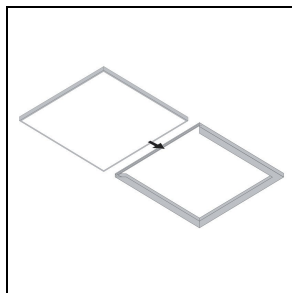
### PLATO 600



**19-02567**  
Kit EM3P



**3121971**  
Suspension kit



**3116983**

Ceiling kit

■ WH-RAL9010 / White RAL9010